
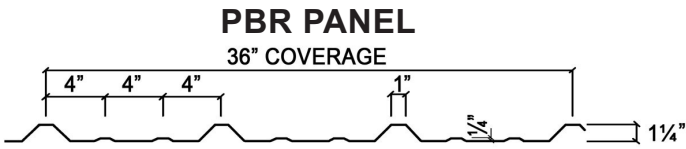


PANEL PROFILES AND COLOR SELECTION CHART

EXPOSED FASTENER PROFILES



AVAILABLE EXPOSED FASTENER PANEL GAUGES AND COLORS

26 GA UNICOTE 2000	26/24/22 GA UNICOTE 3000
Ash Grey	Ash Grey
Aztec Gold	Burnished Slate
Burnished Slate	Colonial Red
Charcoal	Emerald Green
Cocoa Brown	Harbor Blue
Colony Green	Light Stone
Country Red	Polar White
Desert Sand	Sahara Tan
Emerald Green	United White
Hawaiian Blue	
Light Stone	
Polar White	
Sahara Tan	
United White	

All U.S.A. Colors have been tested per:

ASTM C 1549 (TSR)

ASTM C 1371 (TE)

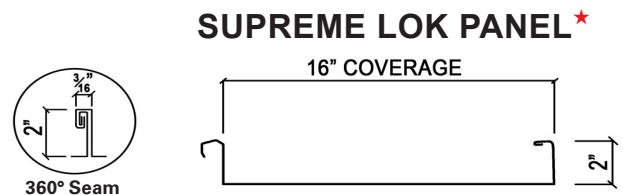

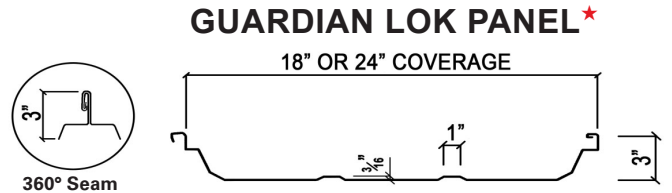
ASTM E 1980 (SRI)



LEED low slope (2:12 or less) acceptable SRI ≥ 78

LEED high slope (greater than 2:12) acceptable SRI ≥ 29

STANDING SEAM PROFILES



FM Approval

The following SSR panels are FM Approved

FM 1-60	Guardian-LOK	24 inch	24 Gauge
FM 1-75	Guardian-LOK	24 inch	22 Gauge
FM 1-90	Guardian-LOK	18 inch	24 Gauge
	Supreme-LOK	16 inch	24 Gauge
FM 1-105	Guardian-LOK	24 inch	22 Gauge
	Supreme-LOK	16 inch	22 Gauge
FM 1-135	Supreme-LOK	16 inch	22 Gauge

* Seamer Agreement and rental charges apply.

Products are not reviewed or certified under the LEED Rating System. LEED credit requirements cover the performance of materials in aggregate, not the performance of individual products or brands. For more information on LEED, visit www.usgbc.org/leed.

Cool Roof requirements can vary by city, state, and/or governing agency. Confirm project requirements before specifying panel color.



www.usabldg.com

